



National Marine Manufacturers Association

nmma.org

# ECONOMIC SIGNIFICANCE OF RECREATIONAL BOATING IN MINNESOTA

## CONGRESSIONAL DISTRICT 6

Number of Recreational Boats*	91,210
Recreational Boating Industry Businesses	77
Total Jobs	6,322
Annual Recreational Boating-Related Spending	\$347.5 MILLION

## TOTAL ANNUAL ECONOMIC IMPACT OF RECREATIONAL BOATING:

**\$812.3** MILLION

## RECREATIONAL BOATS IN MN-6

**TOTAL BOATS\*** ▶ 91,210

**REGISTERED BOATS** 91,210

Power boats	82,981
PWCs	6,753
Sailboats	1,436
Other Boats	40

**HOUSEHOLDS PER BOAT** 2.6



POWER BOATS  
**91%**



PWCs  
**7%**



SAILBOATS  
**2%**



OTHER BOATS  
**0%**

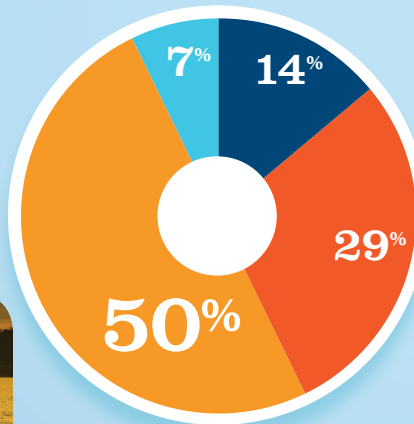


\* Total boats are registered boats as reported by states to the USCG.

## RECREATIONAL BOATING CREATES JOBS IN MN-6

**TOTAL BOATING JOBS** ▶ 947

Boat Building	63
Motor / Engine Mfr.	-
Accessory / Supplies Mfr.	470
Dealers / Wholesalers	278
Boat Services	136



BOAT BUILDING  
MOTOR/ENG. MFR. †  
ACC./SUPPLIES MFR.  
DLRS/WHOLESALERS  
BOAT SERVICES

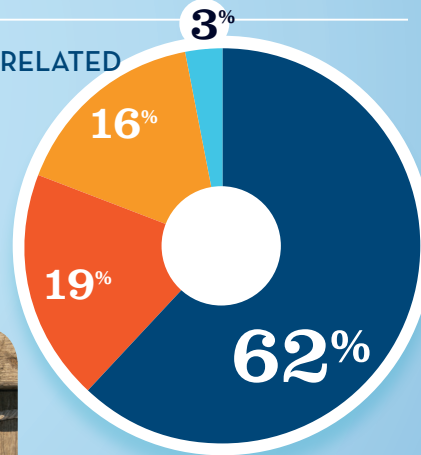
† 0%



## RECREATIONAL BOATING-RELATED BUSINESSES IN MN-6

**TOTAL BUSINESSES** ▶ 77

Boat Building	2
Motor / Engine Mfr.	-
Accessory / Supplies Mfr.	12
Dealers / Wholesalers	15
Boat Services	48



BOAT BUILDING  
MOTOR/ENG. MFR. †  
ACC./SUPPLIES MFR.  
DLRS/WHOLESALERS  
BOAT SERVICES

† 0%

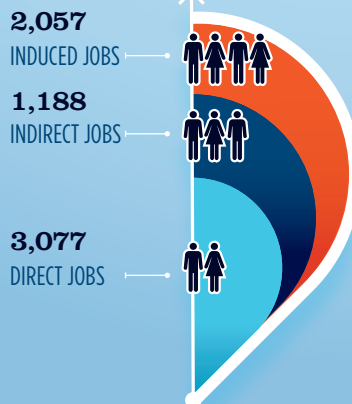


## ESTIMATED JOBS IMPACT OF RECREATIONAL BOATING-RELATED SPENDING IN MN-6

**EST. TOTAL JOBS** ▶ 6,322

**EST. TOTAL LABOR INCOME** MILLIONS \$261.5

Est. Direct Income	\$104.7
Est. Indirect Income	\$66.8
Est. Induced Income	\$90.0

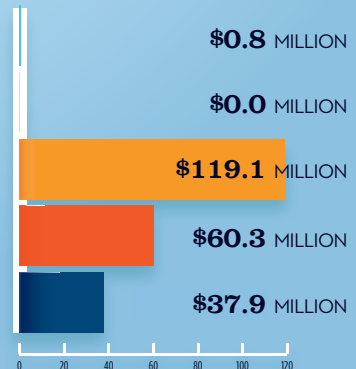


## RECREATIONAL BOATING INDUSTRY SALES IN MN-6

Boat Building	\$0.8
Motor / Engine Mfr.	\$0.0
Accessory / Supplies Mfr.	\$119.1
<b>TOTAL MFR. SALES</b>	<b>\$119.9</b>

**TOTAL RETAIL & SERVICES SALES** ▶ \$98.2

BOAT BUILDING  
MOTOR/ENG. MFR.  
ACC./SUPPLIES MFR.  
DLRS/WHOLESALERS  
BOAT SERVICES



Source: NMMA's Center of Knowledge; Recreational Marine Research Center at Michigan State University